



# Navigator Insights

## Navigating a Rising Rate Environment



**K. Sean Clark, CFA**  
Chief Investment Officer

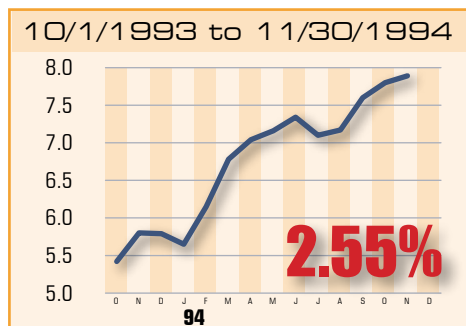
As Clark Capital's Chief Investment Officer, Sean oversees all of the Firm's investment activities and heads the Firm's portfolio team. Sean joined the Firm in 1993 and is responsible for asset allocation and investment selection for Navigator Investment Solutions as well as directing ongoing market research and contributing to the development of proprietary products. Sean is a member of the Clark Capital Management Committee and the Board of Directors. He graduated from the University of Delaware, earning a B.S. and an M.A. in Economics. Sean is a Chartered Financial Analyst and a member of the CFA Institute (formerly AIMR) and the Financial Analysts of Philadelphia, Inc. Sean is considered an industry expert and is often asked to appear on CNBC and Bloomberg television to share his views on the market. In addition, Sean was featured in an article in Barron's and has been quoted in a number of articles in nationally distributed business journals and newspapers.

\*Source: Morningstar Direct

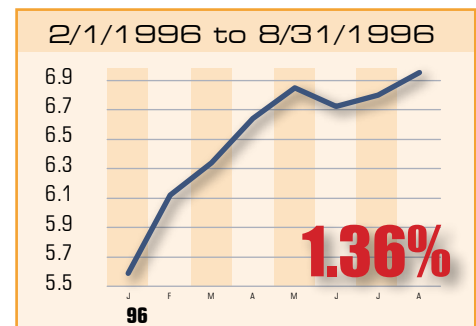
Despite record low interest rates and the S&P up over 120% since the 2009 lows investors have continued to pile into bonds. According to Morningstar, an estimated \$911B has flowed into taxable bond funds since 2009 while at the same time \$240B has left U.S. equity funds. Consequently, chatter about the impending bursting of the bond bubble has reached a crescendo. In addition to the bursting of the bond bubble talk is the fear of the "great rotation" out of fixed income and into equities.

We believe that the fixed income markets are at an inflection point where treasury yields stop going down and risk of rising interest rates becomes a possibility. In other words we don't think the bubble will burst but rather have a slow leak. The below charts offer a historical perspective of the effects of a modest rise in interest rates on high quality bonds. Each of the six time periods\* reflect the performance of fixed income sectors when the 10 year treasury yield rose by more than 1% over the last 30 years.

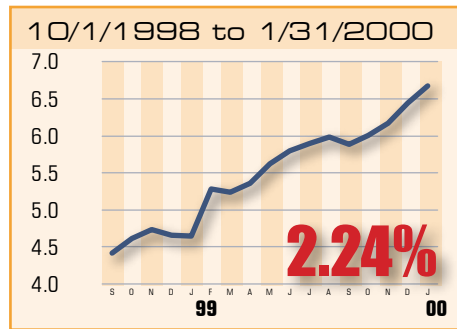
For many investors, abandoning fixed income is not an option. For these investors the high yield fixed income sector may have mitigated some of the interest rate risk.



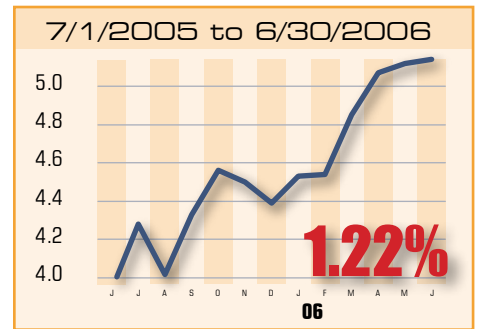
Barclays U.S. Corporate High Yield	1.97
Barclays U.S. Treasury 30Yr	-15.78
Barclays U.S. Treasury 10Yr	-10.17
Barclays U.S. Treasury 5 Yr	-4.78
S&P 500 TR	2.15



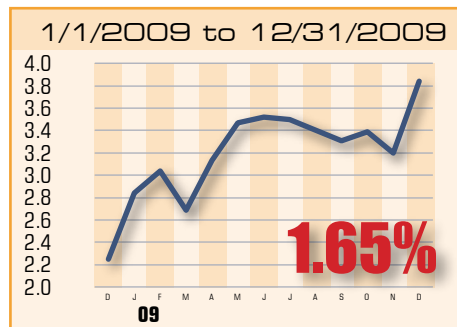
Barclays U.S. Corporate High Yield	3.25
Barclays U.S. Treasury 30Yr	-10.80
Barclays U.S. Treasury 10Yr	-5.82
Barclays U.S. Treasury 5 Yr	-2.68
S&P 500 TR	3.92



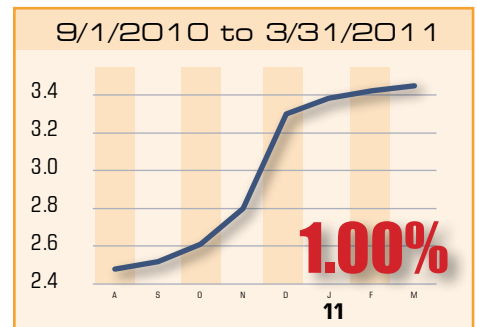
<b>Barclays U.S. Corporate High Yield</b>	<b>4.12</b>
Barclays U.S. Treasury 30Yr	-15.69
Barclays U.S. Treasury 10Yr	-10.18
Barclays U.S. Treasury 5 Yr	-3.73
S&P 500 TR	39.44



<b>Barclays U.S. Corporate High Yield</b>	<b>4.80</b>
Barclays U.S. Treasury 30Yr	-11.18
Barclays U.S. Treasury 10Yr	-5.78
Barclays U.S. Treasury 5 Yr	-2.45
S&P 500 TR	8.63



<b>Barclays U.S. Corporate High Yield</b>	<b>58.21</b>
Barclays U.S. Treasury 30Yr	-25.88
Barclays U.S. Treasury 10Yr	-9.76
Barclays U.S. Treasury 5 Yr	-1.35
S&P 500 TR	26.46



<b>Barclays U.S. Corporate High Yield</b>	<b>10.46</b>
Barclays U.S. Treasury 30Yr	-13.55
Barclays U.S. Treasury 10Yr	-6.04
Barclays U.S. Treasury 5 Yr	-2.17
S&P 500 TR	27.78

The opinions expressed are those of Clark Capital Management Group Investment Team. The opinions referenced are as of the date of publication and are subject to change due to changes in the market or economic conditions and may not necessarily come to pass. There is no guarantee of the future performance of any Clark Capital investment portfolio. Material presented has been derived from sources considered to be reliable, but the accuracy and completeness cannot be guaranteed. Nothing herein should be construed as a solicitation, recommendation or an offer to buy, sell or hold any securities, other investments or to adopt any investment strategy or strategies. For educational use only. This information is not intended to serve as investment advice. This material is not intended to be relied upon as a forecast or research. The investment or strategy discussed may not be suitable for all investors. Investors must make their own decisions based on their specific investment objectives and financial circumstances. Past performance does not guarantee future results.

Past performance is not indicative of future results. This material is not financial advice or an offer to sell any product. The relative strength measure is based on historical information and should not be considered a guaranteed prediction of market activity. It is one of many indicators that may be used to analyze market data for investing purposes. The relative strength measure has certain limitations such as the calculation results being impacted by an extreme change in a security price. Not every client's account will have these exact characteristics. The actual characteristics with respect to any particular client account will vary based on a number of factors including but not limited to: (i) the size of the account; (ii) investment restrictions applicable to the account, if any; and (iii) market exigencies at the time of investment.

Clark Capital Management Group, Inc. reserves the right to modify its current investment strategies and techniques based on changing market dynamics or client needs. The information provided in this report should not be considered a recommendation to purchase or sell any particular security, sector or industry. There is no assurance that any securities, sectors or industries discussed herein will be included in or excluded from an account's portfolio. It should not be assumed that any of the investment recommendations or decisions we make in the future will be profitable or will equal the investment performance of the securities discussed herein.

Clark Capital Management Group, Inc. is an investment adviser registered with the U.S. Securities and Exchange. Registration does not imply a certain level of skill or training. More information about Clark Capital's advisory services can be found in its Form ADV which is available upon request.

\*Source: Morningstar Direct